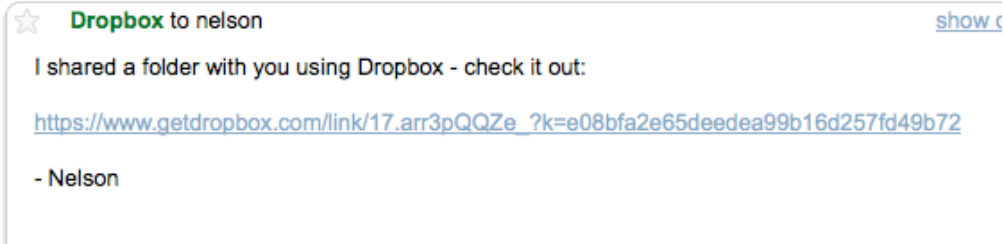


To setup a Dropbox Account with DLG Engineering, Inc, follow these easy steps!

1. Email mailing@dlgengineering.com for an invitation link.
2. Check your email for the invitation link, and click it.


Nelson Roque invited you to a Dropbox shared folder Inbox | X nelson@roquedes



3. Once you click the link, fill out your information on the page

Nelson Roque has invited you to share the folder "Test." using Dropbox.

Shared folders make it easy for people to share and collaborate on files with one another. You can access these files through your computers or via the Dropbox web interface, and changes will update instantly for everyone.



Create a Dropbox Account

First name:

Last name:

Email:

Password:

Verify Password:

Remember me

[Next](#)

What is Dropbox?

Dropbox is a free app that makes it easy to share and collaborate on files with friends, and is available for Mac, Windows, and Linux.

For more info, check out our [screencast](#).


Contents of this folder

The folder is currently empty.

4. Once you click next, you will arrive at a page that looks like this:

Welcome to Dropbox, Nelson!


Get the files Nelson has shared with you by downloading and installing Dropbox using the button below.



Free for Windows, Mac, and Linux

After installing Dropbox, the files in "Test" will download to your computer automatically.

You can also browse [Test](#) from the web.



5. Download the program and follow the on screen instructions to install it!
6. When prompted to create a new account, click already have an account, and login with the details you previously created.

If you have any further questions, feel free to email us at

mailing@dlengineering.com